






COLLEGE AND UNIVERSITY CAMPUS WAYFINDING

An extensive range of products
to suit any college campus

Helping to promote safer & healthier college campuses

The University for
World Class Professionals

**Dunham
House**



Contact our sales office on **020 8561 4959**, email us at sales@trueform.co.uk
or visit www.trueform.co.uk for more information on any of our products

trueform



College & University Campus Wayfinding Signage

Wayfinding systems are the key to promoting walking and cycling to students, staff and visitors by helping them navigate around the campus on foot or bike.

With user friendly, easy to use detailed maps showing which routes and directional path to take. With significant health and environmental benefits, wayfinding encourages walking as an alternative method of transport, reducing congestion, greenhouse gas emissions, air pollution and creates cleaner college campuses with cleaner air.

Key Benefits

ACCESSIBILITY

Making your college campus fully accessible to students, staff and visitors

PROMOTION

Quickly identifies routes, destinations and promotes specific places of interest

HEALTH

Encourages walking and provides health benefits to all

REDUCED CONGESTION

Reduces reliance of other forms of transport and mass transport

ENVIRONMENTAL

Reduces road traffic congestion, exhaust emissions and greenhouse gases

AIR QUALITY

Reduces air pollution and provides cleaner air

SAFETY

Creates safe and welcoming environments by directing people to the right areas

TRANSPORT LINKS

Enhances key routes in and around the college campus promoting and linking public transit interchanges

DESIGNS

Range of contemporary, modern and historic designs available to suit your college campus



London



Ireland



New York



Manchester

Contact our sales office on **020 8561 4959**, email us at **sales@trueform.co.uk** or visit **www.trueform.co.uk** for more information on any of our products